


Past Weeks Profits

There is a not-to be-missed part of this newsletter below. If you are time poor, then [go straight here](#).


Here are the Nationwide and Platinum E4 bets at the two race days since the last newsletter along with the up to data summary since the current algorithms went live in March.

Nationwide Past Week

 Nationwide-Best AS-LISTED <small>March 2024 Current Algo Upgrade went live (also Incl</small>							\$10k Bank		
Date	Track	Race	TAB	Horse	Fin	Div	Nat Bet	Nat Ret	Nat Profit
12-Jun-24	Doomben	4	6	Artful Girl	1st	\$8.00	100	800	700
12-Jun-24	Sandwich Kensington	6	6	Zouphoria			120		-120
12-Jun-24	Doomben	8	13	Punch Lane	2nd		100		-100
12-Jun-24	Doomben	9	12	Amore Veloce	2nd		100		-100
15-Jun-24	Rosehill	5	5	Captain Furai	1st	\$2.70	140	378	238
15-Jun-24	Rosehill	9	6	Franz Josef	1st	\$2.10	100	210	110


Placed	\$ 660	\$ 1,388	\$ 728
5	6	3	110.3%
83%		50%	
	Ave Div:	\$ 4.27	


Platinum E4 Past Week

 Platinum E4 As Listed							Bank		
Date	Track	Race	TAB	Horse	Fin	Div	E4 24 BET	E4 24 RET	E4 24 Profit
12-Jun-24	Doomben	4	6	Artful Girl	1st	\$8.00	120	960	840
12-Jun-24	Sandwich Kensington	6	6	Zouphoria			120		-120
15-Jun-24	Rosehill	5	5	Captain Furai	1st	\$2.70	100	270	170
15-Jun-24	Sandown Hill	6	1	Hard To Cross	1st	\$4.20	120	504	384
15-Jun-24	Sandown Hill	7	2	Viviane			120		-120

Placed	\$ 580	\$ 1,734	\$ 1,154
3	5	3	199.0%
60%		60%	
	Ave Div:	\$ 4.967	

Here's the bottom lines since the current algorithms went live in March.

 Nationwide-Best AS-LISTED							\$10k Bank		
<i>March 2024 Current Algo Upgrade went live (also Incl</i>									
Date	Track	Race	TAB	Horse	Fin	Div	Nat Bet	Nat Ret	Nat Profit
02-Mar-24	Flemington	2	7	Aramco	1st	\$2.50	150	375	225
02-Mar-24	Flemington	3	6	Big Watch	1st	\$5.50	140	770	630
12-Jun-24	Doomben	9	12	Amore Veloce	2nd		100		-100
15-Jun-24	Rosehill	5	5	Captain Furai	1st	\$2.70	140	378	238
15-Jun-24	Rosehill	9	6	Franz Josef	1st	\$2.10	100	210	110
Placed							\$ 7,250	\$11,587	\$ 4,337
41							60	21	59.8%
68%							35%		

 Platinum E4 As Listed							Bank		
							10000		
Date	Track	Race	TAB	Horse	Fin	Div	E4 24 BET	E4 24 RET	E4 24 Profit
13-Mar-24	Caulfield Heath	7	7	Flying On A Limb	2nd		120		-120
15-Jun-24	Rosehill	5	5	Captain Furai	1st	\$2.70	100	270	170
15-Jun-24	Sandown Hill	6	1	Hard To Cross	1st	\$4.20	120	504	384
15-Jun-24	Sandown Hill	7	2	Viviane			120		-120
Placed							\$ 10,900	\$11,748	\$ 848
54							90	23	7.8%
60%							26%		
							Ave Div:	\$ 4.170	

As we mentioned in a recent newsletter, we confidently expect the Platinum E4 bets to have a greater profit figure over the long-term and maybe last week was the start of the E4 surge to catch up to the awesome Nationwide-Best start.

Platinum E4 Results As-Listed.

Like the Nationwide results presented last week, the Platinum E4 results back to 2021 (including actual live bets since new algorithm in March) are now available.

[Platinum E4 Current Algo with LIVE RESULTS](#) Excel Spreadsheet

[Platinum E4 Current Algo 2021-2024 with LIVE RESULTS](#) PDF

Pro-Strategy Betting Melbourne and Sydney

In April, we presented the results for the Mel and Syd Pro-Strategy bets which showed \$9,000 net profit in 2024 simply betting \$100 on each one. All of the profit came via the second or third rated runners.

2	HCP BM72 \$120,0				Starters 12					
11.35	Horse	Pace	AM Odds	Barr	To Carr	Form Orde	Scen Orde	Rated Order	Rated Odds	Pro Strat.
14	GLENBOWER	OP	\$ 3.0	3	54.0	1	2	1	\$ 3.4	\$ 30
13	FLIGHTCREW	OPL	\$ 5.7	2	51.0	4		2	\$ 5.0	\$ 20
16	SUMO STAR	OP	\$ 10.4	5	51.0			3	\$ 9.0	
4	NAVY BLOOD	M	\$ 7.3	9	59.5	3	1	4	\$ 9.6	

7	1000m Hcp BM84 \$130k				Starters: 14					
3:25 PM	Horse	FAST	AM Odds	Barr	To Carr	Form	Scen Orde	Rated Order	Elite Odds	Pro Strat Orig \$4k
2	VIVIANE	OP	\$ 6.4	10	60.0	1	1	1	\$ 4.9	35.0
13	MRS CHRISSIE	OPL	\$ 3.7	8	54.0	2	3	2	\$ 5.1	35.0
1	SCISSOR STEP	M	\$ 12.8	12	59.0	3	2	3	\$ 6.5	20.0
18	WONDEREACH	L	\$ 6.9	1	54.0	4		4	\$ 8.0	
12	ETIENNE	OPL	\$ 9.0	9	55.5	5	5	5	\$ 8.2	
6	HOME RULE	OPL	\$ 10.6	7	58.0					
10	RATTLE AND BANG	OPL	\$ 11.7	13	53.5					

We have invested a lot of time and resources to see if there is a viable strategy to work hand-in hand with our current main plans (E4 and Nat-Best).

The **Top-Rated** Mel/Syd horses are already accounted for. It becomes either a Combo qualifier (therefor an E4 bet) or in effect, a reject.

We know that our winner-in-the-top-three strike rate is way above industry standard. When our Combo-Bets do lose, it is very often at the hands of our second or third rater.

There is massive potential for a raceday “Plan-B” here. Think of it as a “gotcha back” for the main strategies.

The obvious conclusion is to concentrate on the second and third rated Pro-Strategy bets.

Pro-Strategy Plan.

Note: Access Required to Melbourne Ratings Pro-Sheet and/or Sydney Ratings Pro Sheet.

The Mel and Syd Pro-Strategy bets differ in size and number.

Sydney Pro-Strategy bets concentrate mostly on Top-Raters and Second-top raters and the bet allocated is mostly \$20.

Melbourne usually has a Pro-Strategy bet on the top-Three rated and it can range from \$20 to \$50.

With that in mind here are the simple rules for Mel and Syd Pro-Strategy Plan.

Melbourne

- Eliminate Top-Rated selections
- Exclude 3yo races and WFA races. Operate only on Handicap (Hcp) or Mares races
- Eliminate if pace is noted as "B", "BM" or "MB"
- Pro-Strategy Bet must be **\$30 or higher**

7	1000m Hcp B M84 \$130k				Starters: 14					
3:25 PM	Horse	FAST	AM Odds	Barr	To Carr	Form	Scen Order	Rated Order	Elite Odds	Pro Strat Orig \$4k
2	VIVIANE	OP	\$ 6.4	10	60.0	1	1	1	\$ 4.9	35.0
13	MRS CHRISSIE	OPL	\$ 3.7	8	54.0	2	2	2	\$ 5.1	35.0
1	SCISSOR STEP	M	\$ 12.8	12	59.0	3	2	3	\$ 6.5	20.0
18	WONDEREACH	L	\$ 7.9	1	54.0	4	3	4	\$ 8.1	
12	ETIENNE	OPL	\$ 9.6	9	55.5	5	5	5		
6	HOME RULE	OPL	\$ 10.6	7	58.0					
10	RATTLE AND BANG	OPL	\$ 11.7	13	53.5					

In this example, there are three Pro-Strategy bets. Vivianne is eliminated being the Top-Rated horse. Scissor Step is eliminated (*Pro-Strategy less than \$30*). Mrs Chrissie passes all rules and is the sole bet in the race. She won at \$4.20.

Sydney

- Eliminate Top-Rated selection
- Exclude 3yo races and WFA races. Operate only on Handicap (Hcp) or Mares races
- Eliminate if noted as "B", "BM" or "MB"
- Pro-Strategy bet must be **\$20 or higher**

2	1200m HCP BM72 \$120,000				Starters 12					
11:35	Horse	Pace	AM Odds	Barr	To Carr	Form Orde	Scen Orde	Rated Order	Rated Odds	Pro Strat.
14	GLENBOWER	OP	\$ 3.0	A	3	54.0	1	2	\$ 3.4	\$ 30
13	FLIGHTCREW	OPL	\$ 5.7		2	51.0	4	2	\$ 5.0	\$ 20
16	SUMO STAR	OP	\$ 10.4		5	51.0		3	\$ 9.0	
4	NAVY BLOOD	M	\$ 7.3	1	9	59.5	1	4	\$ 9.6	
7	ZOUKERINO	M	\$ 16.7		7	57.5		5		
5	CRIPPS TONITE	LOP	\$ 11.5		4	59.5	2	5		

In this example, there are two Pro-Strategy bets. Glenbower is eliminated being the Top-Rated horse. Flightcrew passes the four simple rules and qualifies. There's a \$6.50 winner!

Performance

I know stats and analysis puts some members straight to sleep but this time I strongly recommend you have a strong coffee. It will be the best investment of five minutes ever, even if you just look at the pictures.

Don't miss out on this!

We have complete data for the whole racing season. The bets are derived from the actual pro-strategy bets listed on race morning with the four rules applied. They are actual real-time bets!

Just to attract your interest, look at the month-by-month analysis of these bets for the entire season so far.

SYDNEY This season MONTHLY					MELBOURNE This season MONTHLY				
Month	Count Pro Strat BET	Sum of Pro Strat BET	Sum of Pro Strat RET	Sum of Pro Strat PROFIT	Month	Count Pro Strat BET	Sum of Pro Strat BET	Sum of Pro Strat RET	Sum of Pro Strat PROFIT
2023					2023				
Aug	24	2400	4530	\$ 2,130	Aug	23	2300	2960	660
Sep	28	2800	2640	-\$ 160	Sep	24	2400	5660	3260
Oct	18	1800	1690	-\$ 110	Oct	19	1900	2310	410
Nov	33	3300	5390	\$ 2,090	Nov	23	2300	3220	920
Dec	44	4400	4815	\$ 415	Dec	16	1600	900	-700
2024					2024				
Jan	26	2600	4810	\$ 2,210	Jan	23	2300	2950	650
Feb	19	1900	1630	-\$ 270	Feb	14	1400	2490	1090
Mar	23	2300	2955	\$ 655	Mar	27	2700	6960	4260
Apr	14	1400	2125	\$ 725	Apr	17	1700	4620	2920
May	24	2400	2230	-\$ 170	May	12	1200	1870	670
Jun	15	1500	2150	\$ 650	Jun	8	800	1420	620
Grand Total	268	26800	34965	\$ 8,165	Grand Total	206	20600	35360	14760

Check out recent ratings Pro-Sheets to see how easy it was to land on these winners.

Date	Track	Race	Type	TAB	Horse	Pace of Horse	Rated Order	Pro Strat Orig \$4k	Fin	Best Odds
18/05/2024	Flem	8	Hcp	12	THE MAP	M	2	30	WON	4.00
25/05/2024	San-H	6	Mares	11	MATRIARCH ROSE	MOP	2	35	WON	4.20
25/05/2024	San-H	9	Hcp	14	LE FERRARI	OP	2	30	WON	10.50
1/06/2024	Cau	5	Hcp	6	WHY WORRY	OPM	2	35	WON	10.00
15/06/2024	San-H	7	Hcp	13	MRS CHRISSIE	OPL	2	35	WON	4.20

Date	Track	Race	Type	TAB	Horse	Pace of Horse	Rated Order	Pro Strat Orig \$4k	Fin	Best Odds
4/05/2024	Hawkesbury	5	HCP	4	PARISAL	OP	2	20	Won	3.00
11/05/2024	Newcastle	6	HCP	9	HEZASHOCKA	M	2	20	Won	4.40
18/05/2024	Scone	7	HCP	6	OPAL RIDGE	M	3	20	Won	3.30
25/05/2024	Randwick	5	MARES	4	KONASANA	OPM	2	20	Won	3.30
25/05/2024	Randwick	7	HCP	14	THE BLACK CLOUD	OP	3	20	Won	5.00
25/05/2024	Randwick	8	HCP	5	IKNOWASTAR	OP	2	20	Won	3.30
8/06/2024	Randwick	6	HCP	11	FLEETWOOD	MOP	3	20	Won	7.00
8/06/2024	Randwick	8	HCP	10	ELIYASS	LOP	2	20	Won	8.00
15/06/2024	Rosehill	2	HCP	13	FLIGHTCREW	OPL	2	20	Won	6.50

Pro-Strategy v Nationwide-Best v Platinum E4

The E4 and Nationwide-Best current algorithms went live in March. The E4 has the most recent live start date so lets look at the day by day comparisons of Platinum E4 v Nationwide-Best and Mel-Syd combined Pro-Strategy Plan from that date.

This is a live as-listed analysis that covers 24 race days which you can easily audit.

Mel + Syd Pro-Strategy Plan					Platinum E4 Strategy					Nationwide-Best				
Date	Count Pro Strat BET	Pro Strat BET	Pro Strat RET	Pro Strat PROFIT	Date	Count E4 BET	Sum E4 BET	Sum E4 RET	Sum E4 Prit	Date	Count Bets	NAT-Bet	Nat RET	Nat-Profit
13-Mar-24					13-Mar-24	1	120	0	-\$ 120	13-Mar-24	2	250	420	\$ 170
16-Mar-24	13	1300	2550	\$1,250	16-Mar-24	10	1180	1248	\$ 68	16-Mar-24	2	280	672	\$ 392
23-Mar-24	9	900	1960	\$1,060	23-Mar-24	4	520	696	\$ 176	23-Mar-24	1	150	0	-\$ 150
27-Mar-24					27-Mar-24	4	460	672	\$ 212	27-Mar-24	2	200	560	\$ 360
30-Mar-24	11	1100	3605	\$2,505	30-Mar-24	6	720	996	\$ 276	30-Mar-24	1	140	546	\$ 406
06-Apr-24	5	500	400	-\$ 100	06-Apr-24	2	240	0	-\$ 240	06-Apr-24				
13-Apr-24	7	700	4195	\$3,495	13-Apr-24	3	340	1350	\$ 1,010	13-Apr-24	5	540	0	-\$ 540
17-Apr-24					17-Apr-24	4	460	0	-\$ 460	17-Apr-24	2	200	0	-\$ 200
20-Apr-24	7	700	1770	\$1,070	20-Apr-24	4	400	840	\$ 440	20-Apr-24	2	290	0	-\$ 290
27-Apr-24	12	1200	380	-\$ 820	27-Apr-24	9	1160	540	-\$ 620	27-Apr-24	4	560	378	-\$ 182
					01-May-24	2	240	876	\$ 636					
04-May-24	7	700	300	-\$ 400	04-May-24	8	920	500	-\$ 420	04-May-24	2	290	750	\$ 460
					08-May-24	1	120	264	\$ 144	08-May-24	1	120	264	\$ 144
11-May-24	7	700	440	-\$ 260	11-May-24	5	660	0	-\$ 660	11-May-24	1	150	0	-\$ 150
					15-May-24	1	120	0	-\$ 120	15-May-24	3	300	320	\$ 20
18-May-24	9	900	730	-\$ 170	18-May-24	3	360	0	-\$ 360	18-May-24	2	200	0	-\$ 200
					22-May-24	1	140	0	-\$ 140	22-May-24	2	220	0	-\$ 220
25-May-24	13	1300	2630	\$1,330	25-May-24	4	500	0	-\$ 500	25-May-24	5	500	2600	\$ 2,100
					29-May-24	2	240	840	\$ 600	29-May-24	2	220	1240	\$ 1,020
01-Jun-24	5	500	1000	\$ 500	01-Jun-24	6	840	1192	\$ 352	01-Jun-24	4	570	570	\$ -
					05-Jun-24	2	240	0	-\$ 240	05-Jun-24	2	200	0	-\$ 200
08-Jun-24	12	1200	1500	\$ 300	08-Jun-24	3	340	0	-\$ 340	08-Jun-24	2	250	0	-\$ 250
					12-Jun-24	2	240	960	\$ 720	12-Jun-24	4	420	800	\$ 380
15-Jun-24	6	600	1070	\$ 470	15-Jun-24	3	340	774	\$ 434	15-Jun-24	2	240	588	\$ 348
Total	123	12300	22530	10230	Total	90	10900	11748	848	Total	53	6290	9708	3418

These numbers are hugely exciting. Those months included some very tough periods but, between the three approaches, the results are extraordinary.

It is the missing raceday link that we have been searching for. It provides the capacity to double our action and takes advantage of all the strong-chance, big value runners that just miss out on top-rated status.

Mrs Chrissie is a perfect example. She was rated a 19.6% chance of winning. Top-rater and E4 qualifier, Vivianne was rated a 20.6% chance of winning.

This final **Month by Month comparison** for the entire season makes an indisputable case that the Pro-Strategy plan must be considered at least on a par with the big two current plans.

Mel and Syd Pro-Strategy					Platinum E4 Strategy					Nationwide-Best Strategy				
Month	Count Pro Strat BET	Pro Strat BET	Pro Strat RET	Pro Strat PROFIT	Date	Count E4 BET	Sum E4 BET	Sum E4 RET	Sum E4 Prit	Date	Count Bets	Bet	Return	Profit
2023					2023					2023				
Aug	47	4700	7490	\$ 2,790	Aug	50	5880	10712	\$ 4,832	Aug	31	3850	5182	1332
Sep	52	5200	8300	\$ 3,100	Sep	45	5340	6824	\$ 1,484	Sep	23	2890	2770	-121
Oct	37	3700	4000	\$ 300	Oct	27	3340	5060	\$ 1,720	Oct	14	1830	1725	-105
Nov	56	5600	8610	\$ 3,010	Nov	26	3120	3588	\$ 468	Nov	20	2590	2017	-573
Dec	60	6000	5715	-\$ 285	Dec	47	5560	5270	-\$ 290	Dec	26	3260	2687	-573
2024					2024					2024				
Jan	49	4900	7760	\$ 2,860	Jan	50	5860	6077	\$ 217	Jan	27	3390	3136	-254
Feb	33	3300	4120	\$ 820	Feb	51	6480	7045	\$ 565	Feb	33	4310	4344	34
Mar	50	5000	9915	\$ 4,915	Mar	42	5240	6606	\$ 1,366	Mar	15	1980	4077	2097
Apr	31	3100	6745	\$ 3,645	Apr	22	2600	2730	\$ 130	Apr	13	1590	378	-1212
May	36	3600	4100	\$ 500	May	27	3300	2480	-\$ 820	May	18	2000	5174	3174
Jun	23	2300	3570	\$ 1,270	Jun	16	2000	2926	\$ 926	Jun	14	1680	1958	278
Total	474	47400	70325	22925	Total	403	48720	59318	10598	Total	234	29370	33447	4077

PDF Printouts

Results printouts for pro-strategy qualifiers after four rules applied.

[Pro-Strategy ALL Bets This Season Pdf](#)

[Pro-Strategy SYDNEY ALL Bets This Season Pdf](#)

[Pro-Strategy MELBOURNE ALL Bets This Season Pdf](#)

[Pro-Strategy MELBOURNE Current Season Day By Day Summary Pdf](#)

[Pro-Strategy SYDNEY Current Season Day By Day Summary Pdf](#)

[Pro-Strategy MELBOURNE AND SYDNEY Current Season Day By Day Summary Pdf](#)

STATS

SYD: 202 Races, 265 Bets, 69 WON @ \$5.07, 26% winners to bets, 35% winners to races.

136 races had one bet, 66 races had two bets.

MEL: 157 Races, 205 Bets, 59 WON @ \$5.99, 29% winners to bets, 38% winners to races.

108 races had one bet, 49 races had two bets.

Regards,

Larry and Richard

Q & A

Q: What if non-top rater is a Combo/E4 qualifier?

A: Elimination only applies to Top-Rated horse. If a Non Top-Rated Pro-Strategy qualifier is also a Combo/E4 bet then that qualifier not eliminated from this plan.

Q: No time to work these out on Sat AM?

A: We hope to be able to list the Pro-Strategy qualifiers on the Platinum raceday message. The Mel and Syd Combo bet lists were recently added to Platinum raceday message but that information is actually superfluous because the Combo bets become Platinum E4 bets anyway. To save clutter and confusion, these Pro-Strategy qualifiers will probably take the place of the Mel/Syd combo lists on the Platinum E4 message. We will advise.

Q: New bank? E4 + Nat + Pro-Strat?

A: This strategy is obviously high quality and is sourcing winners that have not been considered by the E4 and Nat-Best plans. It is the perfect partner for the other two plans and should attract its own bank.

Q: Another new plan?

A: No, this one is thirty years old. It is about time we made full use of this constant flow of value winners.

q: I do not get the Melbourne or Sydney Ratings in my package?

A: You will need a membership that includes Melbourne and Sydney. Otherwise a stand-alone Mel membership and/or Syd membership.

[Email us](#) and we will ensure a seamless, cost effective upgrade.